


Threaded Stud



Additional fittings required:

Flat Washer

Hex Nut

Other fittings to consider:


Beveled Washer

Cap Nut

Swage to Swage Turnbuckles

Wire Size (c)	Thread Size (b)	Thread Length (p)
1/8"	10-32 RH	3/8"
1/8"	10-32 RH	1-1/2"
1/8"	1/4-28 RH	7/16"
1/8"	1/4-28 RH	1-1/2"
1/8"	1/4-28 RH	2-1/4"
1/8"	1/4-28 RH	3-1/2"
5/32"	1/4-28 RH	7/16"
5/32"	1/4-28 RH	1-1/2"
5/32"	1/4-28 RH	2-1/4"
5/32"	1/4-28 RH	3-1/2"
3/16"	1/4-28 RH	7/16"
3/16"	1/4-28 RH	1-1/2"
3/16"	1/4-28 RH	2-1/4"
3/16"	1/4-28 RH	3-1/2"
3/16"	5/16-24 RH	7/16"
3/16"	5/16-24 RH	1-1/2"
3/16"	5/16-24 RH	2-3/8"
1/4"	5/16-24 RH	7/16"
1/4"	5/16-24 RH	1-1/2"
1/4"	5/16-24 RH	2-3/8"
1/4"	3/8-24 RH	7/16"
1/4"	3/8-24 RH	1-1/2"
1/4"	3/8-24 RH	2-3/4"

Internal Adjuster System



Additional fittings required:

None

Other fittings to consider:

Beveled Washer

Swage to Swage Turnbuckles

Stud Tensioner

Internal Thread	Cap Size (a)	Width (q)	Length (d)	Length (e)
1/4-28 UNF	1/2"	5/16"	1.570	1.650
5/16-24 UNF	9/16"	3/8"	1.570	1.650



Swage Stud for Stud Tensioner

Wire Size (c)	Thread Size (b)	Thread Length (p)
1/8"	1/4-28 RH	1-1/2"
5/32"	1/4-28 RH	1-1/2"
3/16"	1/4-28 RH	1-1/2"
3/16"	5/16-24 RH	1-1/2"
1/4"	5/16-24 RH	1-1/2"

Responsibility lies with the user of these products. Failure to comply with safety regulations can result in serious injury or death.


If you are not sure of the proper use of a product, please consult your company's safe practice procedures or contact a qualified rigging professional.

Termination Stud System



Termination Stud

Cap Size (a)	Wire Size (c)
9/16"	1/8"
9/16"	5/32"
9/16"	3/16"
3/4"	1/4"
9/16"	1/4"



Termination Stud Turnbuckle

Wire Size (c)	Thread (b)	Body Length (d)	Open Length (e)	Closed Length (e)	Cap Size (a)
1/8"	1/4-28	4-1/4"	10-1/4"	7-1/8"	9/16"
5/32"	1/4-28	4-1/4"	10-1/2"	7-1/2"	9/16"
3/16"	1/4-28	4-1/4"	10-1/2"	7-1/2"	9/16"
3/16"	5/16-24	4-3/4"	10-3/4"	8"	9/16"
1/4"	5/16-24	4-3/4"	10-3/4"	8-1/8"	3/4"
1/4"	5/16-24	4-3/4"	10-3/4"	8-1/8"	9/16"

Additional fittings required:
None

Other fittings to consider:
Swage to Swage Turnbuckles
Beveled Washer

Toggle Jaw System



Toggle Jaw

Screw Size (l)	Jaw Width (k)	Wire Size (c)
3/16"	1/4"	1/8"
1/4"	1/4"	1/8"
1/4"	1/4"	5/32"
1/4"	1/4"	3/16"
5/16"	5/16"	3/16"
5/16"	5/16"	1/4"
3/8"	3/8"	1/4"



Toggle Jaw Turnbuckle

Wire Size (c)	Thread (b)	Body Length (d)	Open Length (e)	Closed Length (e)	Screw Size (l)	Jaw Width (k)
1/8"	10-32	3-1/2"	7-5/8"	5-1/4"	3/16"	1/4"
1/8"	1/4-28	4-1/4"	9"	6-5/8"	1/4"	1/4"
5/32"	1/4-28	4-1/4"	9-1/8"	6-5/8"	1/4"	1/4"
3/16"	1/4-28	4-1/4"	9-3/8"	6-5/8"	1/4"	1/4"
3/16"	5/16-24	4-3/4"	10-1/4"	7-1/2"	5/16"	5/16"
1/4"	5/16-24	4-3/4"	10-1/2"	7-5/8"	5/16"	5/16"
1/4"	3/8-24	5-1/4"	11-3/8"	8-1/4"	3/8"	3/8"

Additional fittings required:
None

Other fittings to consider:
Swage to Swage Turnbuckles

Responsibility lies with the user of these products. Failure to comply with safety regulations can result in serious injury or death.

If you are not sure of the proper use of a product, please consult your company's safe practice procedures or contact a qualified rigging professional.

Toggle Jaw System




Additional fittings required:
None

Other fittings to consider:
Swage to Swage Turnbuckles

Deck Toggle


Wire Size (c)	Screw Size (l)	Hole Spacing (k)
1/8"	1/4"	1-1/2"
5/32"	1/4"	1-1/2"
3/16"	1/4"	1-1/2"
3/16"	5/16"	1-3/4"
1/4"	5/16"	1-3/4"
1/4"	3/8"	2"



Deck Toggle Turnbuckle

Wire Size (c)	Thread (b)	Body Length (d)	Open Length (e)	Closed Length (e)	Screw Size (l)	Hole Spacing (k)
1/8"	1/4-28	4-1/4"	9"	6"	1/4"	1-1/2"
5/32"	1/4-28	4-1/4"	9-1/4"	6-1/4"	1/4"	1-1/2"
3/16"	1/4-28	4-1/4"	9-1/4"	6-1/4"	1/4"	1-1/2"
3/16"	5/16-24	4-3/4"	9-3/4"	6-3/4"	5/16"	1-3/4"
1/4"	5/16-24	4-3/4"	9-3/4"	6-3/4"	5/16"	1-3/4"
1/4"	3/8-24	5-1/4"	10-3/4"	7-3/4"	3/8"	2"

Additional Fittings



Swage to Swage Turnbuckle

Wire Size (c)	Thread (b)	Body Length (d)	Open Length (e)	Closed Length (e)
1/8"	10-32	3-1/2"	6-1/2"	4-1/2"
1/8"	1/4-28	4-1/4"	8"	5"
5/32"	1/4-28	4-1/4"	8-1/4"	5-1/2"
3/16"	1/4-28	4-1/4"	8-1/4"	5-1/2"
3/16"	5/16-24	4-3/4"	8-3/4"	6"
1/4"	5/16-24	4-3/4"	9-1/2"	6-1/4"
1/4"	3/8-24	5-1/4"	9-1/2"	6-1/2"



Beveled Washer

Thread Size
1/4-28
5/16-24



Cap Nut

Thread Size
1/4-28 RH
5/16-24 RH
3/8 RH

Responsibility lies with the user of these products. Failure to comply with safety regulations can result in serious injury or death.

If you are not sure of the proper use of a product, please consult your company's safe practice procedures or contact a qualified rigging professional.